

Hunt County, Texas
Office of the Auditor

PAYROLL REPORT

October 10th, 2023

I approve the following payroll and hereby request the Court's approval.



Mary Corcoran, County Auditor


SUMMARY OF PAYROLL REPORT TO BE APPROVED

The Commissioners Court of Hunt County hereby approves the attached payroll report prepared by the respective county officials for the pay period ended September 2nd, 2023.


Total Payroll

\$ 922,105.98

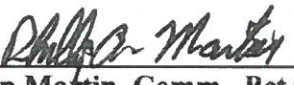
APPROVED BY COMMISSIONERS COURT:




Bobby Stovall, Hunt County Judge




Mark Hutchins, Comm., Pct #1




Phillip Martin, Comm., Pct #3





David Monroe, Comm., Pct #2



Steven Harrison, Comm., Pct #4

ATTEST:



Becky Landrum, County Clerk

October 10, 2023

Date

DEPT: ALL

PAYROLL NO#: 01

PAY PERIOD BEGINNING: 8/20/2023

PAY PERIOD ENDING: 9/02/2023

** (CONTINUED) **

DATE	ORG	FUND	ACCOUNT	CODE/RATE	HOURLY RATE	HOURS	AMOUNT	
S/B	250.87		0.00		VOL VOL	761.50		
SCAP	0.00		307.70					
TOTALS:	5,971.50	921,407.73		698.25		112986.87	295552.32	
							142,135.37	68215.58

-----DEPARTMENT RECAP-----

DEPT NO#	GROSS	REGULAR	OVERTIME	LEAVE	OTHER	BENEFITS	DEDUCTIONS	TAXES	NET
10-0100	8,647.14	7,060.60	0.00	0.00	1,586.54	0.00	1,064.21	1,572.56	6,010.37
10-0200	6,942.42	6,813.96	0.00	0.00	63.46	65.00	1,079.07	1,102.61	4,695.74
10-0300	23,083.33	22,692.20	0.00	14.21	376.92	0.00	3,301.43	3,272.59	16,509.31
10-0400	16,283.22	12,712.08	0.00	0.00	3,571.14	0.00	1,886.92	3,286.64	11,109.66
10-0402	16,474.73	12,770.88	0.00	0.00	3,703.85	0.00	2,393.61	2,501.33	11,579.79
10-0500	10,942.42	9,874.73	0.00	392.68	675.01	0.00	1,341.03	1,732.59	7,868.80
10-0600	10,100.47	9,874.73	0.00	0.00	225.74	0.00	984.66	1,772.52	7,343.29
10-0700	21,688.10	21,034.66	0.00	272.66	380.78	0.00	2,984.31	3,290.73	15,413.06
10-0800	9,016.83	8,216.58	0.00	0.00	800.25	0.00	1,996.86	1,187.80	5,832.17
10-0900	8,153.26	7,412.24	0.00	0.00	741.02	0.00	1,745.48	1,112.74	5,295.04
10-1000	6,426.21	5,742.88	0.00	0.00	683.33	0.00	743.60	753.36	4,929.25
10-1100	5,081.98	4,346.73	0.00	0.00	735.25	0.00	508.00	720.45	3,853.53
10-1200	6,779.99	6,125.50	0.00	0.00	654.49	0.00	559.08	983.49	5,237.42
10-1234	5,875.16	5,875.16	0.00	0.00	0.00	0.00	1,010.42	680.62	4,184.12
10-1300	44,225.59	39,930.46	0.00	0.00	4,171.38	123.75	4,964.47	7,298.39	31,838.98
10-1400	37,129.13	33,293.27	0.00	69.08	3,766.78	0.00	4,923.92	6,152.65	26,052.56
10-1500	19,371.85	18,453.19	0.00	474.43	444.23	0.00	1,944.37	3,514.97	13,912.51
10-1600	7,502.66	6,980.04	0.00	136.08	386.54	0.00	627.46	1,111.72	5,763.48
10-1700	39,399.47	38,087.25	0.00	203.10	1,109.12	0.00	6,770.46	5,253.16	27,375.85
10-1800	19,229.16	18,240.36	0.00	747.45	178.85	62.50	2,130.63	3,052.83	13,983.20
10-1900	170,270.07	140,231.42	0.00	20,510.90	9,402.75	125.00	18,084.66	25,078.05	126,982.36
10-2000	170,915.05	139,401.44	0.00	16,724.46	14,789.15	0.00	19,905.65	28,403.05	122,606.35
10-2200	9,795.57	9,599.42	0.00	0.00	196.15	0.00	1,409.51	1,219.43	7,166.63
10-2300	4,627.66	4,611.66	0.00	0.00	16.00	0.00	192.11	587.54	3,848.01
10-2400	11,067.72	10,379.24	0.00	0.00	688.48	0.00	1,225.35	1,573.16	8,269.21
10-2500	2,602.11	2,550.19	0.00	0.00	51.92	0.00	212.96	403.76	1,985.39
10-2600	2,550.19	2,550.19	0.00	0.00	0.00	0.00	178.94	419.19	1,952.06
10-2700	6,155.59	6,080.58	0.00	0.00	75.01	0.00	531.97	630.02	4,993.60
10-2800	1,872.00	672.00	0.00	0.00	1,200.00	0.00	0.00	226.32	1,645.68
10-3000	6,524.38	5,764.77	0.00	0.00	759.61	0.00	466.73	1,151.46	4,906.19
10-3100	12,526.63	11,550.48	0.00	867.50	46.15	62.50	1,558.52	1,581.37	9,324.24
10-3200	8,463.16	8,365.08	0.00	0.00	98.08	0.00	1,312.73	1,395.78	5,754.65
10-3400	9,800.79	9,879.22	0.00	0.00	78.43	0.00	750.98	1,345.78	7,704.03
10-4000	17,439.43	15,615.95	0.00	121.55	1,701.93	0.00	4,248.60	3,383.80	9,807.03
10-5100	5,155.77	5,057.69	0.00	0.00	98.08	0.00	1,142.33	780.03	3,233.41
10-5200	8,729.50	7,018.72	0.00	1,201.16	509.62	0.00	1,154.95	1,425.15	6,149.40
10-5900	4,318.77	4,126.08	0.00	0.00	132.69	60.00	464.08	629.50	3,165.19

DEPT: ALL

PAYROLL NO#: 01

PAY PERIOD BEGINNING: 8/20/2023

PAY PERIOD ENDING: 9/02/2023

-----DEPARTMENT RECAP-----

DEPT NO#	GROSS	REGULAR	OVERTIME	LEAVE	OTHER	BENEFITS	DEDUCTIONS	TAXES	NET
15-5500	5,529.47	5,006.61	0.00	232.48	290.38	0.00	583.08	747.07	4,199.32
20-4100	280.77	0.00	0.00	0.00	280.77	0.00	0.00	33.98	246.79
21-3500	22,830.80	20,981.96	0.00	0.00	1,791.34	57.50	2,191.89	2,792.97	17,788.44
22-3600	27,407.24	25,371.19	0.00	248.67	1,727.88	59.50	2,445.06	3,999.49	20,903.19
23-3700	28,051.76	26,084.84	0.00	0.00	1,909.42	57.50	3,484.21	4,828.22	19,681.83
24-3800	29,875.04	27,747.16	0.00	0.00	2,102.88	25.00	3,536.65	4,323.21	21,990.18
26-2200	2,115.38	2,115.38	0.00	0.00	0.00	0.00	150.46	252.67	1,712.25
26-4800	8,840.69	8,227.49	0.00	549.74	63.46	0.00	1,197.57	1,183.56	6,459.56
81-0300	1,404.18	1,384.62	0.00	19.56	0.00	0.00	285.04	191.28	927.86
82-5200	881.25	881.25	0.00	0.00	0.00	0.00	33.69	117.42	730.14
95-7100	19,721.89	18,573.43	0.00	0.00	1,148.46	0.00	3,279.16	3,078.36	13,364.37
TOTALS	922,105.98	815,365.56	0.00	42,785.71	63,256.46	698.25	112,986.87	142,135.37	666,285.49

REGULAR INPUT: 402 MANUAL INPUT: 0 CHECK STUB COUNT: 1 DIRECT DEPOSIT STUB COUNT: 401